



Edinburgh College

The School of Art & Design

APPLICATION PROCESS & PORTFOLIO REVIEW

2024/25

For the future you want



APPLICATION PROCESS & PORTFOLIO REVIEW

Application Process

For the majority of our courses we will ask you to submit a digital portfolio of your recent practical and contextual Art and Design work and attend a portfolio review day.

The process requires you to complete the following steps:

- Make an online application for your chosen course via the college website
- Prepare and submit a digital portfolio for review following the instruction we will send you after receiving your application
- Attend a portfolio review day if invited to do so

Once you have submitted your online application, we will send you the specific instructions on how to submit your digital portfolio and information on the portfolio review date for the course you have applied for.

We will then make you an offer for a course that best suits your individual needs based on your application and portfolio review.

Many applicants are offered a Further Education funded UAL Diploma or NC before progressing onto specialist SAAS funded HND. This is common practice and is beneficial for your long-term development and progression as an Artist or Designer.

Please read and refer to the following general guidance regarding portfolio content, formatting and the review process.

What Should I Include in My Portfolio?

After we receive your application we will send you more detailed information regarding the content, portfolio review date and the specific e-mail to send us your portfolio for the course you have applied for.

In general, your digital portfolio should be ordered into projects and demonstrate your enthusiasm, commitment and understanding of the creative process relating to your chosen course.

You can include work from School, College and personal study with good quality scans or photographs of 2D and 3D research, development and final outcomes. Web links can be used to include videos or websites you have created. Try to include a variety of work that shows your creative potential and imagination as well as showing your drawing abilities using a range of approaches and media. We recommend you include your most recent and current work.

Strong digital portfolios usually contain sketchbook pages that show contextual and visual research and the exploration and development of your ideas and concepts. Use imagery with written comments to show us what Artists, Designers and other interests have influenced your own creative journey. Please add a short written personal statement and scans of your qualifications at the end of your digital portfolio.

Essentially, we want to learn more about you and what makes you 'tick' creatively from your digital portfolio and why you want to study your chosen subject within your personal statement.






Format of Portfolio

You will be asked to send your digital portfolio to us by email so we recommend submitting your digital portfolio in the format of a PowerPoint saved as a pdf file. We recommend you use a white background as this allows your artwork to be the main focus. Each slide/page can contain one or more images, for example in the suggested layouts below where your artwork is represented in navy.

We recommend you title each slide/page and remember to include your personal statement along with your qualification certificates at the end of the portfolio.

How Much Work Should I Include in My Portfolio?

- As a rough guide we would suggest the below number of slides/pages created in a PowerPoint presentation for the different courses. Remember each slide/page in your portfolio can include multiple images.
- If you are applying to a BA(Hons), HND or UAL Level 3 Foundation Diploma you should submit 10-15 slides/ pages of your Art and Design work.
- If you are applying to an NC or UAL Level 2 or 3 Diploma you should submit 5-10 slides/ pages of your Art and Design work.
- Links to videos can be included in the digital portfolio if you wish to show moving imagery.
- Please include clear scans of your qualification certificates and your personal statement at the end of your digital folio

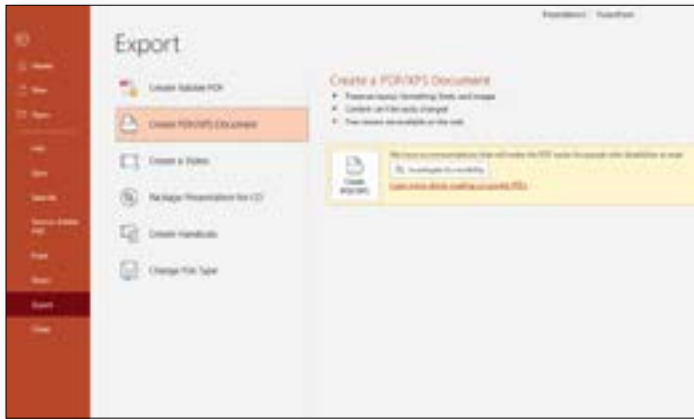




APPLICATION PROCESS & PORTFOLIO REVIEW

Saving Your PowerPoint as a PDF Digital Portfolio

Once you are happy with your digital portfolio in PowerPoint, select **File – Export**. There you will find the option to: **Create PDF/XPS Document** as pictured below. Click **Create PDF/XPS** and title your file with your full name and the course you have applied to, for example: **JoBlogs-UALFoundationDiploma**. Save as a **PDF** in your chosen location then email as an attachment to the portfolio email address you will have received after submitting your online application.



Don't Have a Portfolio?

We understand that not everyone who wants to start to study Art and Design has a portfolio of work ready from either school or personal study. We have introductory courses that are ideal to help you build up a portfolio that is suitable for progressing onto higher level courses the following year. If you don't have a full portfolio we would ask you to apply for our introductory course the UAL Level 2 Diploma. We will then ask you to complete and submit five drawings of household objects for example, jars, bottles, bowls, fruit or plants. Try to use more than one type of media for example, pencils, pens, crayons, charcoal, paint or ink that you may have available. Enjoy the process of creating the drawings and we look forward to helping you on your creative journey to become a successful Artist or Designer.

Applicants who apply for our UAL level 1 Diploma course do not need to submit a digital portfolio. UAL level 1 applicants will be asked to attend an in person meeting to discuss their support needs and interest in Art and Design by looking at examples of their work.

What happens once we have reviewed your portfolio?

Once we have reviewed your portfolio and application we will send you an offer for you to accept. You can then start to plan ahead, enrol on the course and apply for student funding. After you have accepted your offer you will be sent an invite to meet the staff and current students to learn more about your course along with your future classmates in early June. The session will enable you to best prepare for starting your course in late August 2024. You will see examples of student work and we will be able to answer any questions you may have.

Support for School Teachers

We can offer advice to School Teachers supporting pupils making applications and portfolio submissions. We encourage School Teachers to contact us at **Portfolio@edinburghcollege.ac.uk** to request support for example: to arrange tours of our Granton campus, to request online portfolio advice sessions or visits from our staff to School Creative Arts departments.

Portfolio Submission Deadlines

Many of our courses are highly competitive so we strongly recommend you complete and submit your application in early February and March (applications open on the 23rd of January 2024). This gives you time to prepare and submit your digital portfolio before our first portfolio and application reviews scheduled for the week beginning the **18th of March 2024**. We will then be reviewing portfolios and applications week beginning the **22nd of April 2024** and then on a rolling basis after this date.

We do welcome applications and digital portfolio submissions after this date and recommend later applicants submit their digital portfolios asap and within 10 days of receiving the instructions.

Apply

Achieve your creative ambitions studying at The School of Art and Design, we have courses that are suitable for complete beginners through to those ready for advanced level and professional study in a specialist subject. We look forward to viewing your digital portfolio and supporting you on your journey to become a successful Artist or Designer of the future by studying at the School of Art & Design.

Art and Design | Edinburgh College

When working on your portfolio, be inspired by our Art and Design students. Browse their work in our **End of Year Exhibition graduate book by HND students** and our **Pre-degree courses graduate book by UAL students**.

We are a top ranking provider of specialist SQA HNDs in Art and Design, our BA (Hons) Visual Communications degree is validated by the internationally renowned Kingston School of Art and we are the only College in Scotland where you can study on the transformational UAL Foundation Diploma.

Kingston
University
London

Kingston
School
of Art



ual: awarding
body

“

The best aspect is the relationships you create in the studios. It's a creative, collaborative atmosphere where everyone's ideas bounce off each other. You feel inspired and open to experimentation.

”





APPLICATION PROCESS & PORTFOLIO REVIEW

Our course portfolio and progression routes may be subject to alteration.

Key

CSM - Central St Martins, UAL

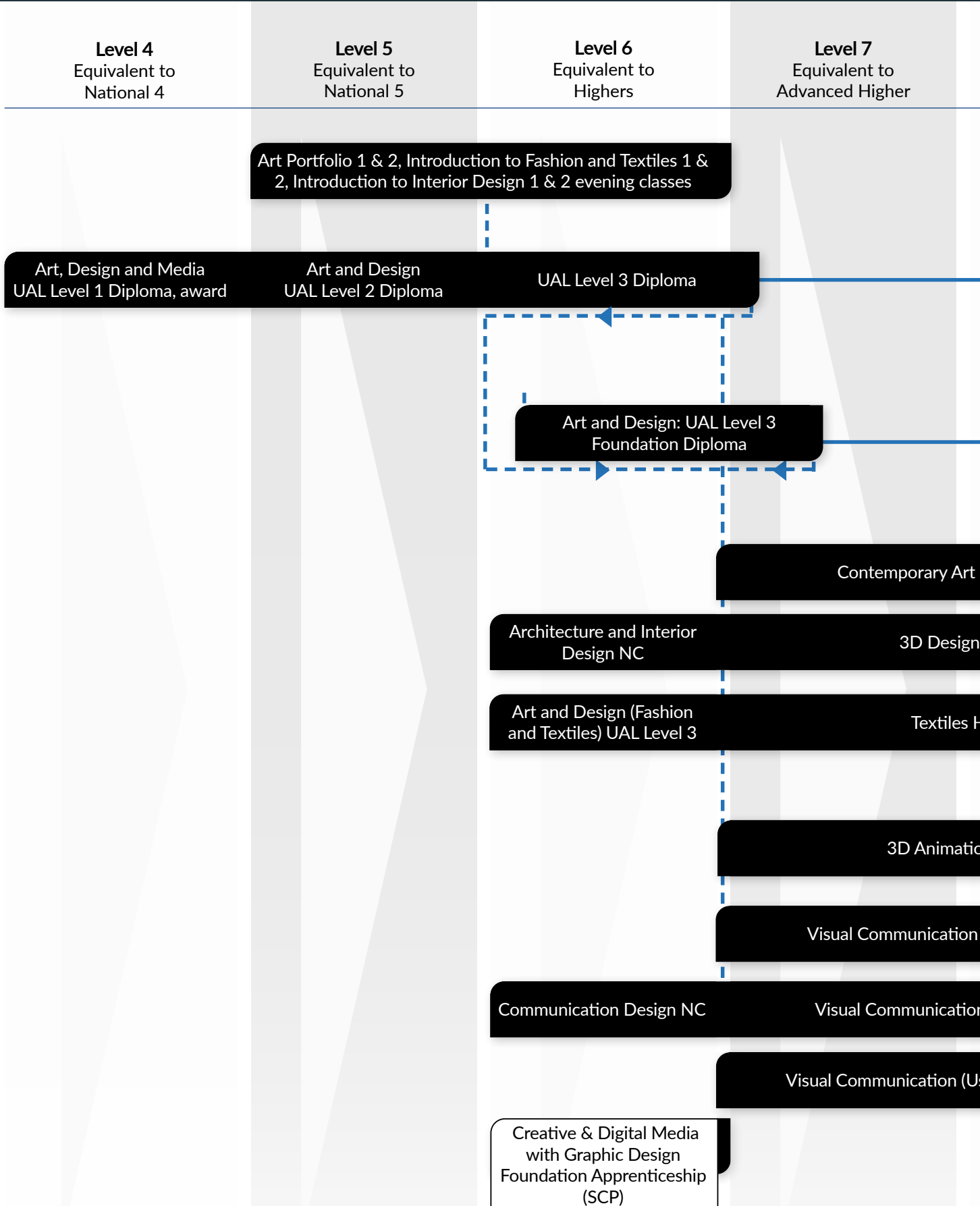
DJCAD - Duncan of Jordanstone College of Art

ECA - Edinburgh College of Art, University of Edinburgh

GSA - The Glasgow School of Art

HWU - School of Textile Design, Heriot-Watt University

KSA - Kingston School of Art



Schools College Partnership (SCP) courses

College Courses

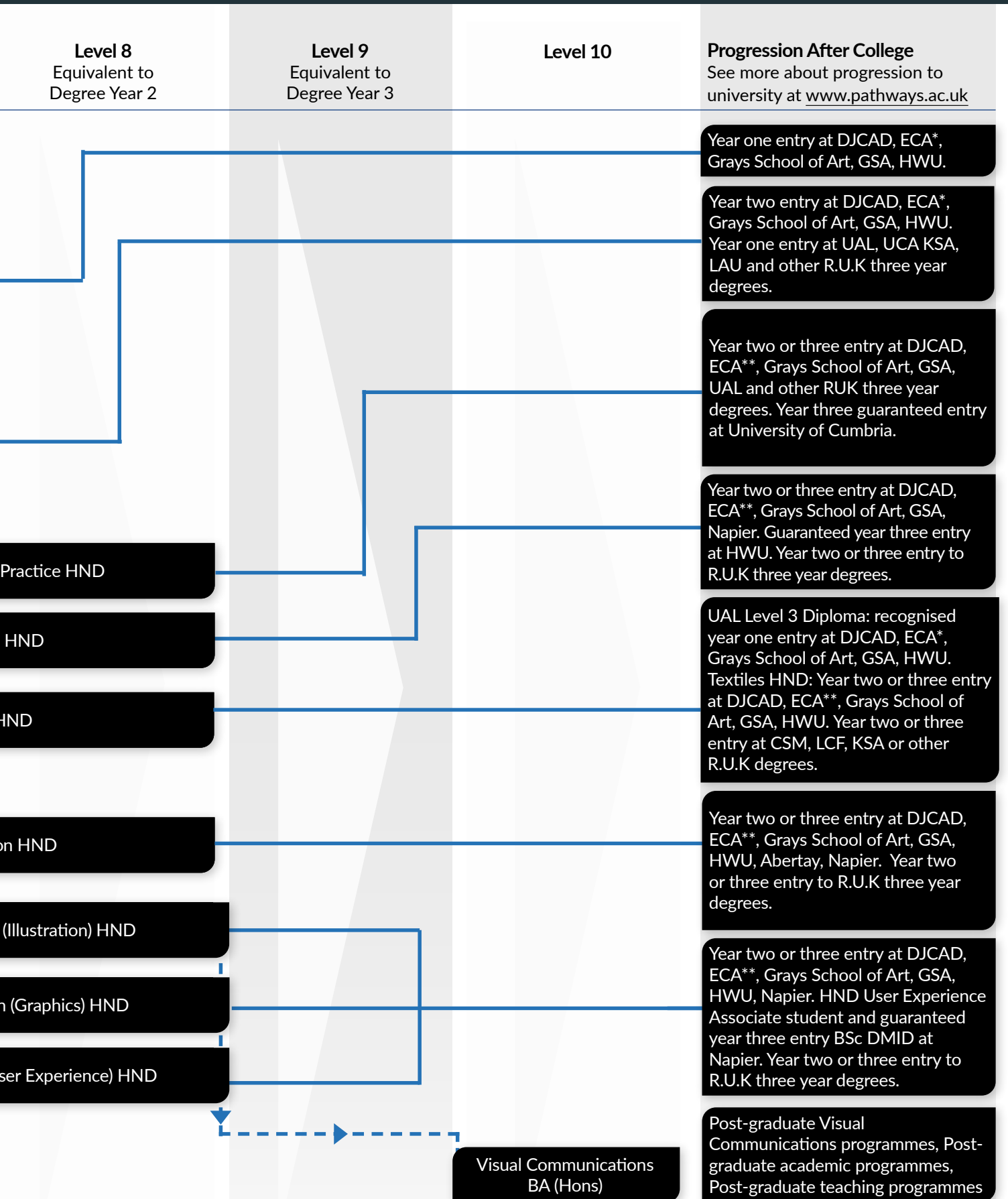
Professional Courses



Optional Cross-Progression ---

Progression After College —

Same level progression ▼




* With other relevant qualifications ** Second year entry at ECA


APPLICATION PROCESS & PORTFOLIO REVIEW


2024/25

Follow us:

 [edinburghcollege](#)

 [@edinburghcoll](#)


 [edinburghcollege](#)

 [Edinburghcollege](#)

For more information please visit:

 edinburghcollege.ac.uk/courses

 courseinfo@edinburghcollege.ac.uk

 0131 669 4400

For the future you want

Edinburgh College is a registered charity in Scotland.
Charity number SCO21213

Our course portfolio and campus allocation may be
subject to alteration.

 Finished reading? Please recycle or share it.